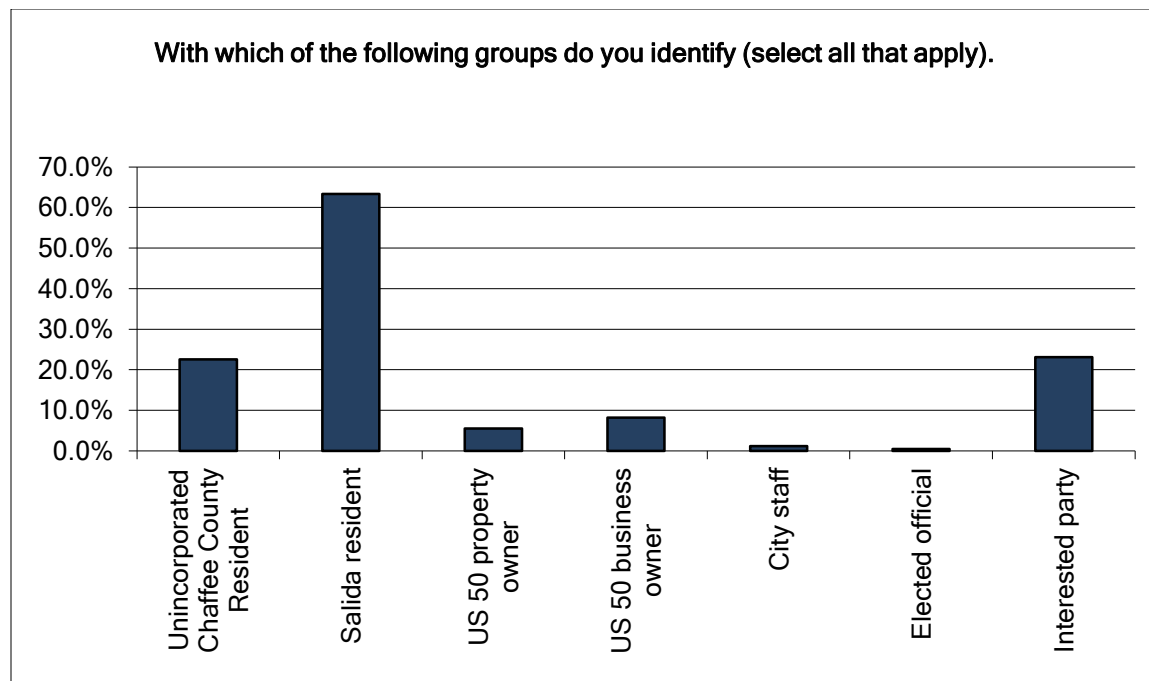


US 50 CORRIDOR VISIONING SURVEY RESULTS

The City of Salida and the Colorado Department of Transportation (CDOT) in conjunction with Fehr & Peers developed a survey to better understand the community vision for the US 50 corridor. This survey was open from April 17 to May 2, 2014. In that period of time, 577 surveys were started and 501 surveys were completed. Below is a summary of the results. A community meeting will be held at the City Council Chambers on Thursday, May 15 from 6-8PM to present the results of the survey as well as the recommendations that have been derived from the survey responses.

ABOUT THE SURVEY RESPONDENTS

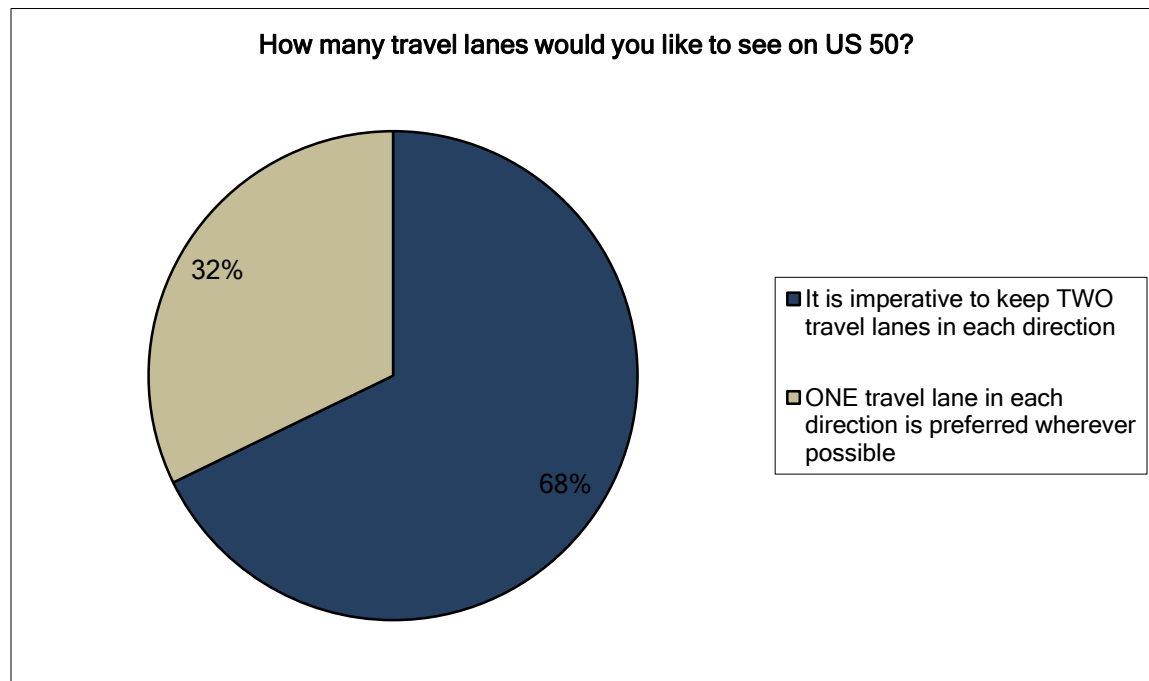
With which of the following groups do you identify (select all that apply).		
Answer Options	Response Percent	Response Count
Unincorporated Chaffee County Resident	22.6%	127
Salida resident	63.3%	356
US 50 property owner	5.5%	31
US 50 business owner	8.2%	46
City staff	1.2%	7
Elected official	0.5%	3
Interested party	23.1%	130
Other (please specify)		41
	<i>answered question</i>	562
	<i>skipped question</i>	15



ROAD DIET

Survey respondents were asked about their willingness to allow a road diet (converting the 5 lane cross section to a 3 lane cross section). The majority of respondents would prefer to keep two travel lanes in each direction on US 50.

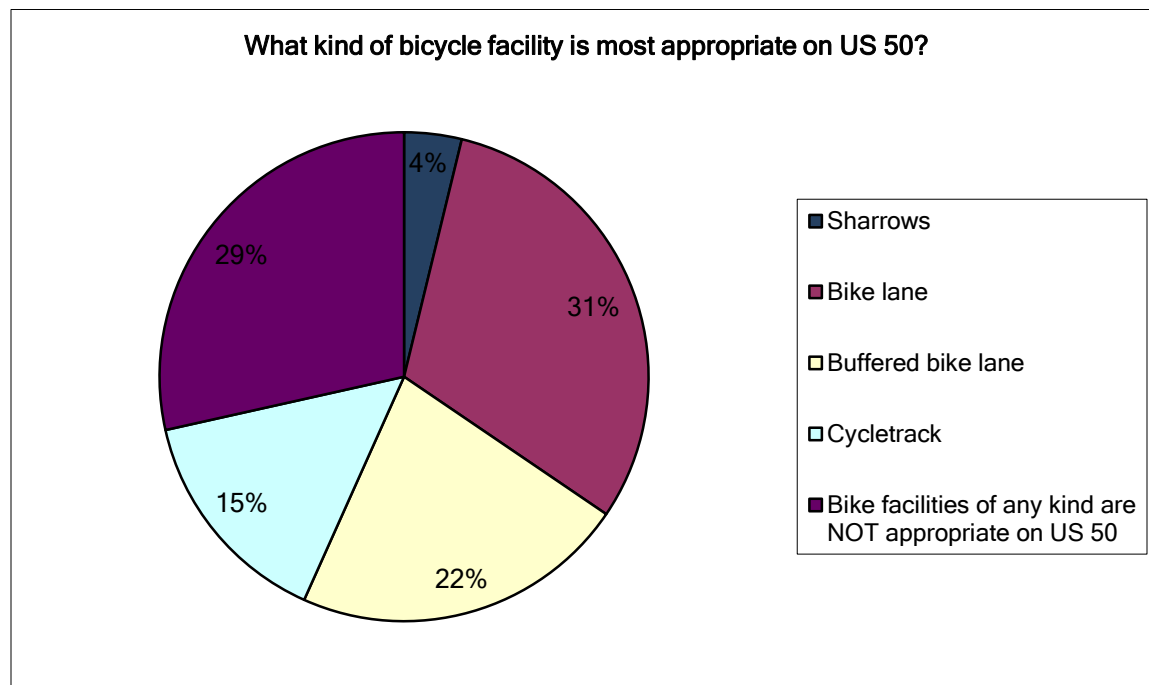
How many travel lanes would you like to see on US 50?		
Answer Options	Response Percent	Response Count
It is imperative to keep TWO travel lanes in each direction	67.8%	356
ONE travel lane in each direction is preferred wherever possible	32.2%	169
<i>answered question</i>		525
<i>skipped question</i>		52



BICYCLE FACILITIES

Respondents were provided descriptions of a variety of different bicycle facilities and asked which facility type they would prefer on US 50. The majority of respondents would like to see some type of bike facility on US 50; the type of preferred facility was not made clear through the survey. The respondents were split between bike lanes, buffered bike lanes, and cycletracks.

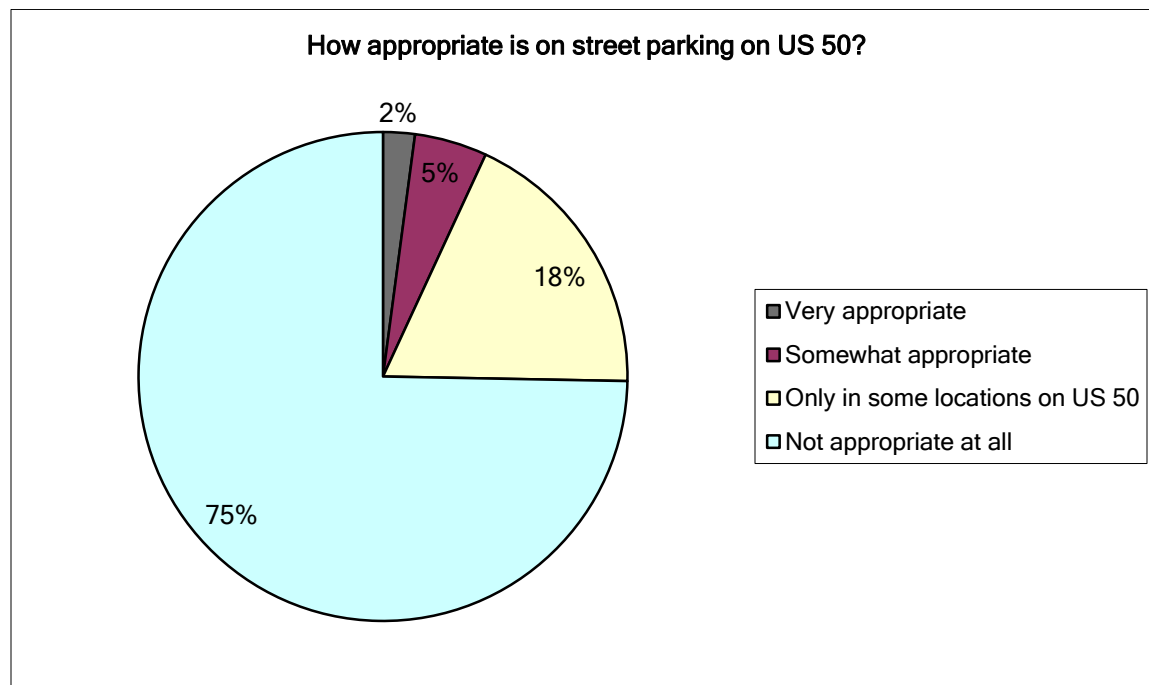
What kind of bicycle facility is most appropriate on US 50?		
Answer Options	Response Percent	Response Count
Sharrows	3.8%	20
Bike lane	30.7%	160
Buffered bike lane	22.2%	116
Cycletrack	14.8%	77
Bike facilities of any kind are NOT appropriate on US 50	28.5%	149
<i>answered question</i>		522
<i>skipped question</i>		55



PARKING

Survey respondents were asked about their preference for on-street parking. The majority of respondents do not think that parking is appropriate on US 50.

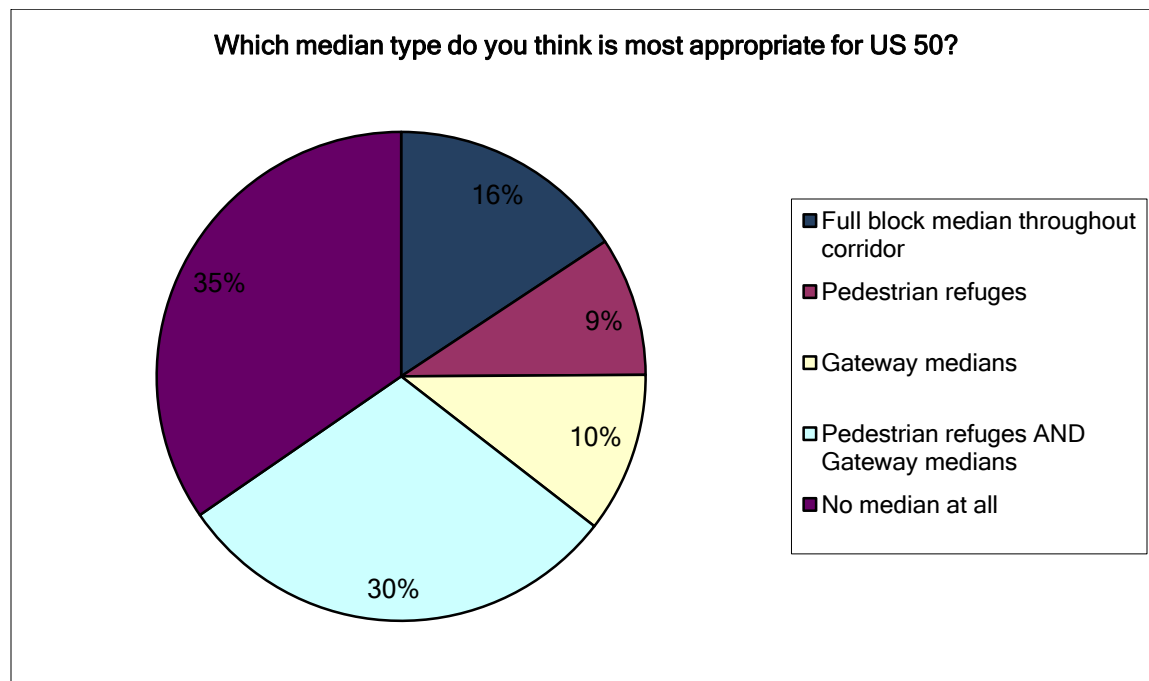
How appropriate is on street parking on US 50?		
Answer Options	Response Percent	Response Count
Very appropriate	2.1%	11
Somewhat appropriate	4.8%	25
Only in some locations on US 50	18.4%	96
Not appropriate at all	74.7%	390
<i>answered question</i>		522
<i>skipped question</i>		55



MEDIANS

Survey respondents were provided a variety of median type descriptions and asked what kind of median, if any, they would prefer to see on US 50. The majority of respondent would like some kind of median treatment along the corridor, with half of the respondents preferring some combination of pedestrian refuge medians and gateway medians.

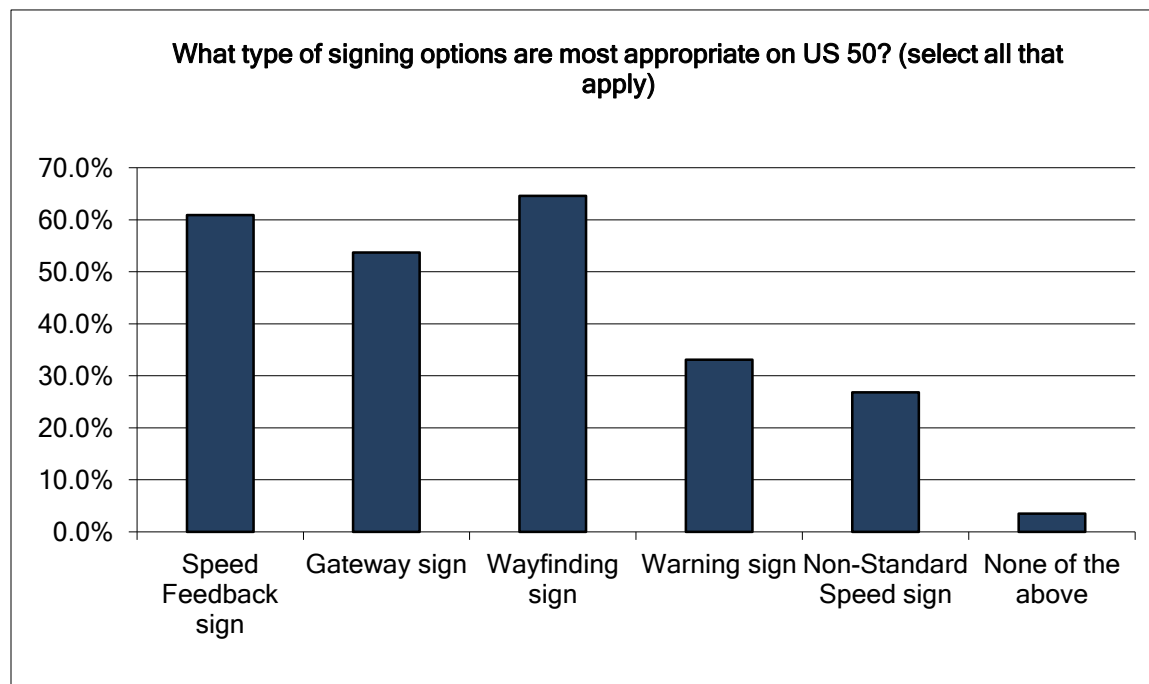
Which median type do you think is most appropriate for US 50?		
Answer Options	Response Percent	Response Count
Full block median throughout corridor	15.7%	80
Pedestrian refuges	9.2%	47
Gateway medians	10.6%	54
Pedestrian refuges AND Gateway medians	29.9%	152
No median at all	34.6%	176
	<i>answered question</i>	509
	<i>skipped question</i>	68



SIGNING OPTIONS

Respondents were provided descriptions of a variety of sign types that could be used in the US 50 corridor and asked to select all signing options they would like in the corridor. The top three preferred sign types selected were wayfinding signs, speed feedback signs, and gateway signs.

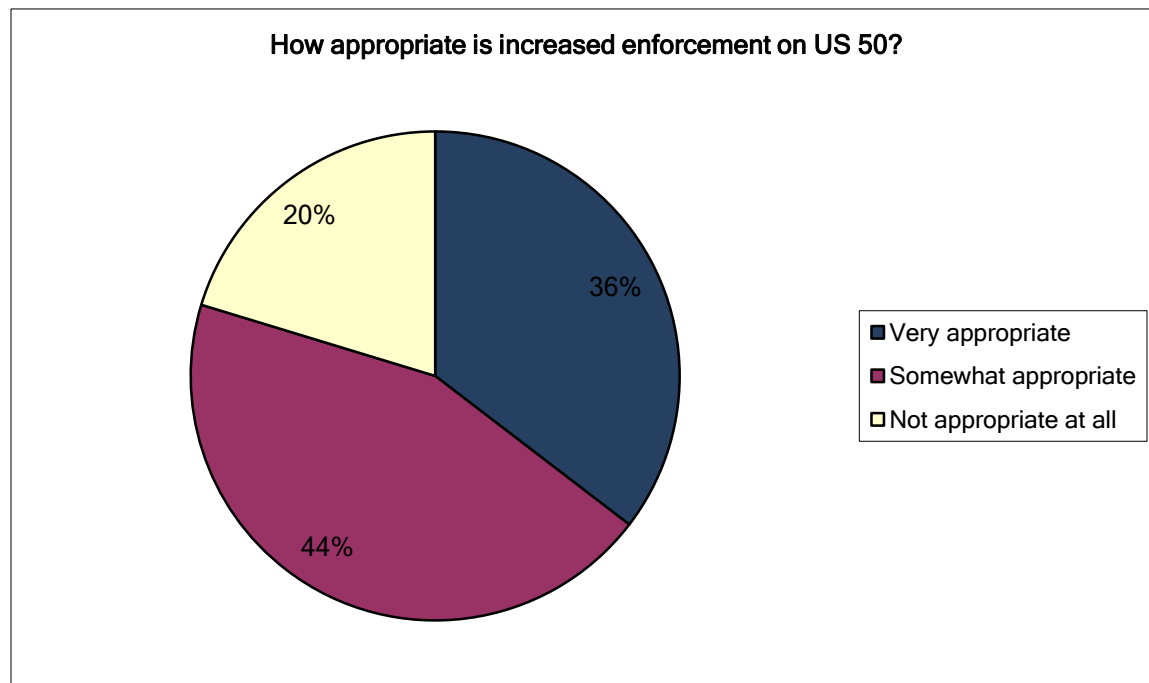
What type of signing options are most appropriate on US 50? (select all that apply)		
Answer Options	Response Percent	Response Count
Speed Feedback sign	60.9%	313
Gateway sign	53.7%	276
Wayfinding sign	64.6%	332
Warning sign	33.1%	170
Non-Standard Speed sign	26.8%	138
None of the above	3.5%	18
Other (please specify)		13
<i>answered question</i>		514
<i>skipped question</i>		63



ENFORCEMENT

Survey respondents were asked to provide their opinion regarding increased speed enforcement by the police in the US 50 corridor. The majority of respondents thought that speed enforcement in the corridor was very or somewhat appropriate.

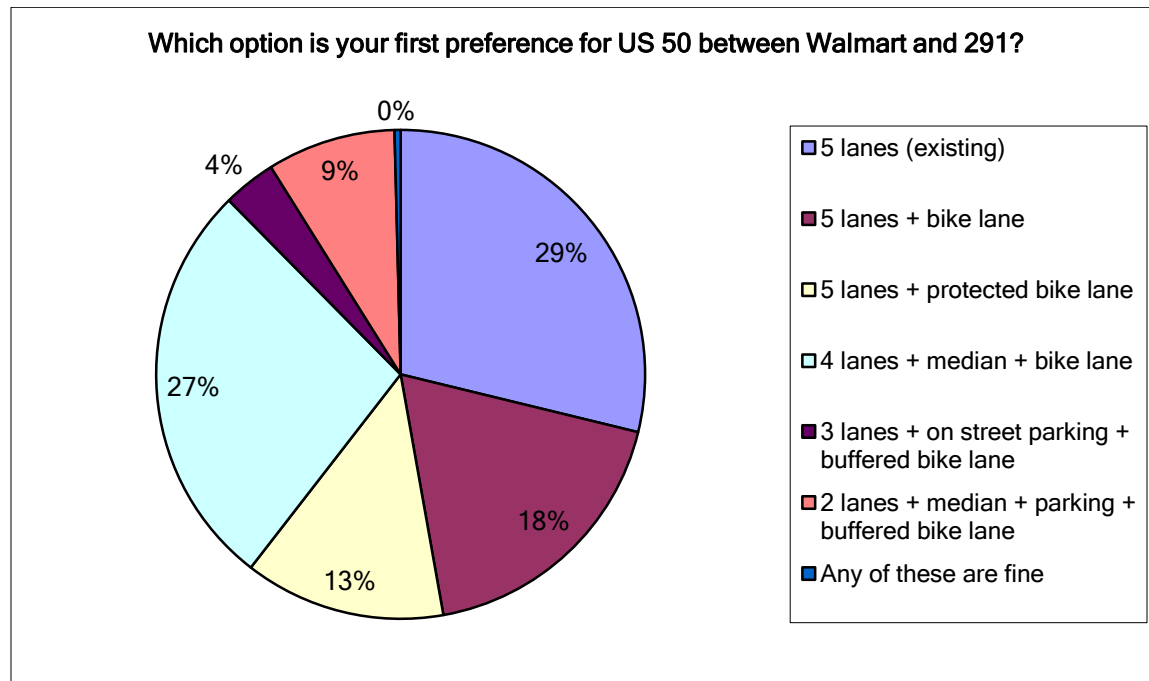
How appropriate is increased enforcement on US 50?		
Answer Options	Response Percent	Response Count
Very appropriate	35.4%	181
Somewhat appropriate	44.3%	227
Not appropriate at all	20.3%	104
<i>answered question</i>		512
<i>skipped question</i>		65



POTENTIAL US 50 RECONFIGURATION

Survey respondents were asked to provide their feedback on several corridor reconfiguration options. These options incorporated various combinations of the elements that the survey asked about. Respondents were asked about their first and second preferences. There was not a single configuration that stood out as preferred by the majority of respondents.

Which option is your first preference for US 50 between Walmart and 291?		
Answer Options	Response Percent	Response Count
5 lanes (existing)	28.8%	139
5 lanes + bike lane	18.4%	89
5 lanes + protected bike lane	13.3%	64
4 lanes + median + bike lane	27.1%	131
3 lanes + on street parking + buffered bike lane	3.5%	17
2 lanes + median + parking + buffered bike lane	8.5%	41
Any of these are fine	0.4%	2
Other (please specify)		28
<i>answered question</i>		483
<i>skipped question</i>		94



Which option is your second preference for US 50 between Walmart and 291?

Answer Options	Response Percent	Response Count
5 lanes (existing)	22.4%	110
5 lanes + bike lane	21.6%	106
5 lanes + protected bike lane	22.0%	108
4 lanes + median + bike lane	19.3%	95
3 lanes + on street parking + buffered bike lane	7.5%	37
2 lanes + median + parking + buffered bike lane	6.5%	32
Any of these are fine	0.6%	3
<i>answered question</i>		491
<i>skipped question</i>		86

Which option is your second preference for US 50 between Walmart and 291?

